







## EGENDA PLOCH:

	S1 – ASFALTOVÝ BETON – 1610 m <sup>2</sup>
	S2 – BETONOVÉ PLOCHY – 710 m <sup>2</sup>
	S3 – DLÁŽEBNÉ PLOCHY – 860 m <sup>2</sup>
	S4 – KAČÍREK – 65 m <sup>2</sup>
	S5 – ZATRAVNĚNÉ PLOCHY – 50 m <sup>2</sup>
	S6 – ZELENÁ S ROHOŽÍ – 1050 m <sup>2</sup>

[illegible]